

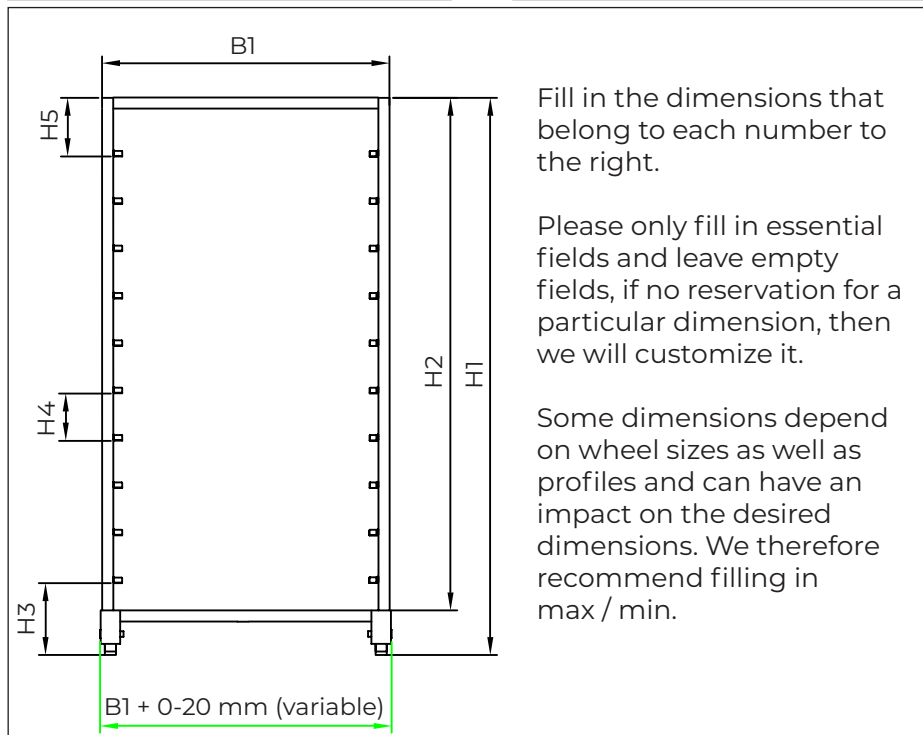
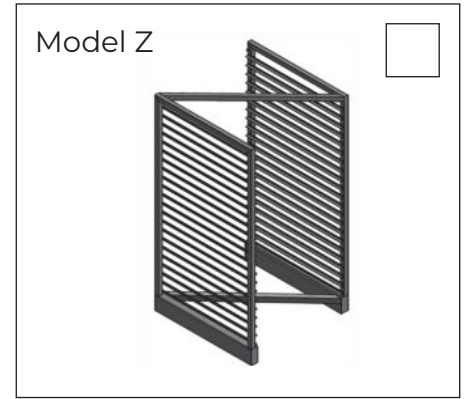
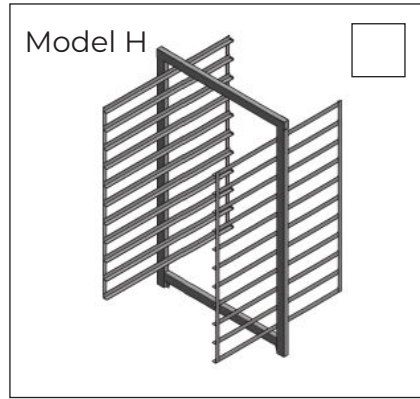
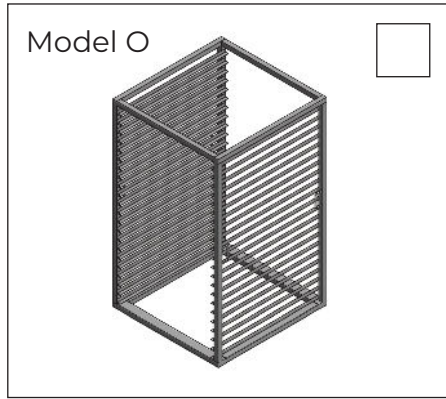
# Inquiry form

## Stainless steel shelf trolleys



Company  Contact person

E-mail  Phone



H1

H2

H3

H4

H5

B1

Max trolley length

Other

No. of shelf trolleys

Size of wire racks (WxLxH)

No. of racks

Max load - total and shelves  /

Temperature  Min °C  Max °C

Time in smoke-/cooking cabinet  Hours  Mins

# Inquiry form

## Stainless steel shelf trolleys



Type of shelf support

01 <input type="checkbox"/>	02 <input type="checkbox"/>	03 <input type="checkbox"/>	04 <input type="checkbox"/>
05 <input type="checkbox"/>	06 <input type="checkbox"/>	Other	

Spears  Diameter  Length

Smoke-sticks  Diameter  Length

Use and handling of shelf trolley

Stop type  Single-sided  Double-sided  Diagonally  Other

Wheel fork type

C profile <input type="checkbox"/>	O profile 1 <input type="checkbox"/>	O profile 2 <input type="checkbox"/>

6 wheel option

4 wheel option  2 x stationary / 2 x 360° turn

For other dimensions or designs, please contact NTF-Aalborg A/S